

**GOVERNMENT OF NATIONAL CAPITAL TERRITORY OF DELHI**  
**DIRECTORATE GENERAL OF HEALTH SERVICES**  
**(NURSING HOME CELL)**  
**3<sup>RD</sup> FLOOR, DGD BUILDING, S-1, SCHOOL BLOCK, SHAKARPUR, DELHI- 110092**

F.23/Misc/COVID-19/DGHS/NHC/2020/Pt XVIII/90-97

Dated 12/04/2021

**ORDER**


Whereas, earlier this Directorate issued Order No. F.23/Misc/COVID-19/DGHS/NHC/2020/Pt VIII/39-45 dated 08.04.2021 wherein 115 private hospitals were directed to reserve 50% of their total ICU & Ward bed capacity or 1.25 times the occupancy of COVID ICU & COVID Ward beds displayed on COVID-19 Data Management Portal on 08.04.2021 when the number of positive cases, active cases & the positivity rate of COVID-19 in Delhi was 5506, 19455 & 6.10%, respectively on 07.04.2021.

Whereas, there has been a remarkable increase in the number of positive cases, active cases & the positivity rate of COVID-19 in Delhi on 11.04.2021 and the same is reported on Delhi State Health Bulletin\_ COVID-19 as 10774, 34341 & 9.43%, respectively.

Whereas, it was observed on 12.04.2021 that the occupancy of COVID ICU beds has crossed more than 85% in 57 out of 115 private hospitals and has reached 100 % in almost all of the large private hospitals. Similarly, the occupancy of COVID Ward beds has crossed more than 85% in 32 out of 115 private hospitals and has reached 100 % in majority of the large private hospital.

Whereas, a meeting was held under the Chairmanship of Hon'ble Chief Minister, GNCTD with Hon'ble Minister of Health and senior officers of GNCTD on 12.04.2021 to review the latest COVID situation in Delhi and assessing the availability of COVID beds in the government & private hospitals as on date and comparing the same vis-a-vis during the last peak in November, 2020.

Whereas, it was decided in the said meeting that the reservation of COVID beds in private hospitals is to be immediately increased in public interest so that the COVID bed capacity is augmented and at least reaches the numbers available during the last peak in November, 2020. In view of the high occupancy percentage of COVID beds (ICU/ Ward) in the large private hospitals, it was also decided to declare 14 large hospitals namely, Indraprastha Apollo Hospital; Sir Ganga Ram Hospital; Holy Family Hospital; Maharaja Agarsen Hospital, Punjabi Bagh; Max SS Hospital Shalimar Bagh; Fortis Hospital, Shalimar Bagh; Max Smart Super Speciality Hospital; Venkateshwar Hospital; Sri Balaji Action Medical Institute, Jaipur Golden Hospital; Mata Chanan Devi Hospital; Pushpawati Singhania Research Institute; Manipal Hospital & Saroj Super Speciality Hospital as full COVID hospital. Further, in order to reach the COVID ICU bed capacity to the level of November 2020, it was decided that the reservation of ICU beds is to be increased from 50% to 80% in 19 out of the 33 private hospitals, which were earlier covered vide Order dated 12.09.2020, and to be increased from 50% to 60% in the remainder 82 out of 115 private hospitals. Furthermore, at least 60% of the total ward capacity of the hospital is to be reserved for

  
12.4.21

Page 1 of 8  
Dr. R. N. DAS  
Medical Superintendent Nursing Home  
Government of NCT of Delhi

COVID related treatment in 101 private hospitals, which are not declared as full COVID hospitals and are providing COVID related treatment.

Therefore, in order to augment the bed capacity for COVID-19 patients in view of the unprecedented surge of COVID cases in the last few days, 14 private hospitals (listed at Annexure 'A') are declared as full COVID hospital and are directed that henceforth these hospitals shall not admit any non-COVID medical/ surgical patient till further orders. Further, 19 private hospitals (listed at Annexure 'B') & 82 private hospitals (listed at Annexure 'C') are directed to reserve at least 80% & 60% of their total ICU bed capacity for COVID related treatment, respectively. Furthermore, 101 private hospitals (listed at Annexure 'D') are directed to reserve at least 60% of their total Ward bed capacity for COVID related treatment.

This issues with the approval of Hon'ble Minister (Health).



(Dr. R.N. Das)

Medical Superintendent Nursing Homes

To

MSs/MDs/Directors of all 115 private hospitals providing COVID related treatment

Dr. R.N. Das  
Medical Superintendent Nursing Home  
Government of NCT of Delhi

F.23/Misc/COVID-19/DGHS/NHC/2020/Pt XVIII/ 90-97

Dated 12/04/2021

Copy to:

1. Secretary to Hon'ble Lt Governor, GNCTD
2. Secretary to Hon'ble Minister of Health, GNCTD
3. SO to CS, GNCTD
4. PS to Addl. Chief Secretary (Services)/Nodal Officer for COVID, GNCTD
5. PS to Pr. Secretary (Health & FW), GNCTD
6. PS to Director, DGHS




(Dr. R.N. Das)

Medical Superintendent Nursing Homes

**ANNEXURE - 'A'**

**LIST OF 14 FULL COVID HOSPITALS**


S.No.	Facility Name	Bed Capacity	Total ICU Beds	Total Ward Bed
1.	Indraprastha Apollo Hospital, Sarita Vihar	718	165	553
2.	Sir Ganga Ram Hospital	675	148	527
3.	Holy Family Hospital, Okhla	345	40	305
4.	Maharaja Agrasen Hospital, Punjabi Bagh	300	124	176
5.	Max SS Hospital, Shalimar Bagh	280	114	166
6.	Fortis Hospital, Shalimar Bagh	262	78	184
7.	Max Smart Super Specialty Hospital ,Saket	250	51	199
8.	Venkateshwar Hospital, Dwarka	250	71	179
9.	Sri Balaji Action Medical Institute, Paschim Vihar	250	93	157
10.	Jaipur Golden Hospital, Rohini	242	85	157
11.	Mata Chanan Devi Hospital, Janakpuri	210	42	168
12.	Pushpawati Singhania Hospital, Saket	201	38	163
13.	Manipal Hospital, Dwarka	200	26	174
14.	Saroj Super Speciality Hospital	154	60	94
<b>TOTAL</b>			<b>1135 ICU Beds</b>	<b>3202 Ward Beds</b>



12.4.21  
Dr. R. N. DAS  
Medical Superintendent Nursing Home  
Government of NCT of Delhi

**LIST OF 19 PRIVATE HOSPITALS WHEREIN 80% ICU BEDS ARE TO BE RESERVED FOR COVID-19 TREATMENT**


S.No.	Facility Name	Bed Capacity	Total ICU Beds	80% ICU Beds
1.	St. Stephens Hospital, Tis Hazari	595	40	32
2.	Max East/West Block	521	60	48
3.	Batra Hospital	495	110	88
4.	HAHC Hospital, Hamdard Nagar	470	20	16
5.	BLK Hospital, Pusa Road	465	102	82
6.	Max SS Hospital, Patparganj	402	113	90
7.	Fortis Escorts Heart Institute, Okhla	310	83	66
8.	Park Hospital, Meera Bagh	270	50	40
9.	Aakash Healthcare, Dwarka	200	68	54
10.	Dharamshila Narayana Hosp.	200	18	14
11.	Shanti Mukand Hospital, Vikas Marg Extn.	200	54	43
12.	Tirath Ram Shah Charitable Hospital	200	17	14
13.	Fortis SS Hospital, Vasant Kunj	162	65	52
14.	Metro Hospital, Preet Vihar	155	28	22
15.	Sant Parmanand Hospital, Civil Lines	153	18	14
16.	Mool Chand Khairati Ram Hospital	140	20	16
17.	Primus Super Specialty Hospital	130	40	32
18.	Sir Ganga Ram City Hospital	120	16	13
19.	Maha Durga Charitable Trust Hospital	100	36	29
<b>TOTAL</b>				<b>765 ICU Beds</b>

  
12.4.21  
Dr. R. N. DAS  
Medical Superintendent Nursing Home  
Government of NCT of Delhi


**ANNEXURE - 'C'**

**LIST OF 82 PRIVATE HOSPITALS WHEREIN 60% ICU BEDS ARE TO BE RESERVED FOR COVID-19 TREATMENT**

S.No.	Facility Name	Bed Capacity	Total ICU Beds	60% ICU Beds
1.	Rajiv Gandhi Cancer Institute & RC, Rohini	498	50	30
2.	Indian Spinal Injury Centre, Vasant Kunj	200	18	11
3.	Shree Agarsain International Hospital	200	50	30
4.	Madhukar Rainbow Children Hosp.,	133	44	26
5.	Kukreja Hospital and Heart Centre	120	32	19
6.	Kalra Hospital, Kirti Nagar	116	40	24
7.	Medeor Hospital, Qutab Instl. Area	110	20	12
8.	Santom Hospital, Prashant Vihar	105	14	8
9.	NKS Hospital, Gulabi Bagh	102	11	7
10.	Delhi Heart & Lung Institute	101	35	21
11.	Jeewan Nursing Home, Pusa Road	101	10	6
12.	Navjeevan Hospital, Pitampura	101	10	6
13.	Rathi Hospital, Najafgarh	101	12	7
14.	B.M. Gupta Hospital, Uttam Nagar	100	10	6
15.	Action Cancer Hospital	100	10	6
16.	Bhagwati Hospital, Rohini	100	18	11
17.	Brahm Shakti Hospital, Budh Vihar	100	13	8
18.	Jeevan Anmol Hospital, Mayur Vihar	100	10	6
19.	RLKC Metro Hospital, Naraina	100	30	18
20.	Sehgal Neo Hospital, Paschim Vihar	100	11	7
21.	Shri Ram Singh Hospital, Krishna Nagar	100	14	8
22.	Mata Roop Rani Maggo Hospital	93	16	10
23.	VIMHANS	90	50	30
24.	Cygnus MLS, Rama Vihar	86	12	7
25.	Bhagat Chandra Hospital, Dwarka	85	16	10
26.	Goyal Hospital & Urology Centre	80	17	10
27.	Konark Hospital, Nangloi	80	26	16
28.	Jeewan Mala Hospital, Rohtak Road	75	3	2
29.	National Heart Institute, East of Kailash	75	34	20
30.	Tarak Hospital, Uttam Nagar	75	5	3
31.	Cygnus Sonia Hospital, Nangloi	70	24	14
32.	Maharaja Agrasen Hospital, Dwarka	70	6	4
33.	MGS Hospital, Punjabi Bagh	70	32	19
34.	Sitaram Bhartia Institute of Science & Res.,	70	5	3
35.	Gandhi Nursing Home, Uttam Nagar	60	20	12
36.	Malik Radix Hospital	58	14	8
37.	Divya Prastha Hospital	55	12	7
38.	Irene Hospital, Kalkaji	55	7	4
39.	PGH Hospital, Vikas Nagar	55	9	5
40.	Satyabhama Hospital, Nangloi	55	11	7
41.	Ardent Ganpati	52	0	0
42.	Mansaram Hospital, Nangloi	52	10	6
43.	Jain Hospital, Vikas Marg Extn.	51	8	5
44.	Ansari Hospital, Sagarpur	50	3	2
45.	Apex City Hospital, West Vinod Nagar	50	4	2
46.	Bansal Global Hospital, Jahangirpuri	50	9	5
47.	Bansal Hospital & Research Centre, NFC	50	0	0
48.	Bensups Hospital, Dwarka	50	13	8
49.	Bhagwan Mahavir Hospital	50	21	13
50.	Bhatia Global Hospital, Paschim Vihar	50	6	4
51.	CD Global Hospital, Najafgarh Road	50	5	3
52.	Dharamvir Solanki Hospital, Rohini	50	10	6

  
 12.4.21  
**Dr. R. N. DAS**  
 Medical Superintendent Nursing Home  
 Government of NCT of Delhi

ANNEXURE -'C' CONTD....				
S.No.	Facility Name	Bed Capacity	Total ICU Beds	60% ICU Beds
53.	Dr. Chaudhary Moral Hospital	50	0	0
54.	East Delhi Medical Centre Mansarover Park	50	9	5
55.	Garg Hospital, Karkardooma	50	4	2
56.	Goyal Hospital, Paschim Vihar	50	0	0
57.	Gupta Multispecialty Hospital, Vivek Vihar	50	3	2
58.	IBS Hospital, Lajpat Nagar	50	10	6
59.	Jeewan Moti Khera Hospital, Nangloi	50	7	4
60.	K K Surgical & Maternity Centre	50	0	0
61.	Kalra Hospital, Dwarka	50	0	0
62.	Kapil Multispecialty Hospital, Nathupura	50	5	3
63.	Khandelwal Hospital And Urology Center	50	6	4
64.	Kosmos Super Specialty Hospital	50	8	5
65.	Kukreja Hospital, Mayur Vihar	50	2	1
66.	Lalita Hospital, Begumpur	50	5	3
67.	Maharaja Agarsain Multispecialty Hospital	50	5	3
68.	Medstar Hospital, Paschim Vihar	50	7	4
69.	Metro Hospital, Lajpat Nagar	50	18	11
70.	Panchsheel Hospital, Yamuna Vihar	50	10	6
71.	Pushpanjali Medical Centre	50	14	8
72.	Samar Hospital, Dwarka	50	6	4
73.	Sanjeevan Medical Res. , Daryaganj	50	6	4
74.	Shakuntala Nursing Home, West Sagarpur	50	7	4
75.	SMS Hospital, Gagan Vihar	50	4	2
76.	Surya Hospital, Krishna Nagar	50	0	0
77.	Universal Centre of Health services, Kalkaji	50	0	0
78.	Vikas Hospital, Najafgarh	50	10	6
79.	World Brain Center Hospital	50	5	3
80.	Ayushman Hospital, Dwarka	43	16	10
81.	Ishan Hospital, Rohini	35	5	3
82.	Revive Hospital, Tilak nagar	30	13	8
	<b>TOTAL</b>			<b>633 ICU Beds</b>


  
 12.4.21  
**Dr. R. N. DAS**  
 Medical Superintendent Nursing Home  
 Government of NCT of Delhi

**ANNEXURE - 'D'****LIST OF 101 PRIVATE HOSPITALS WHEREIN 60% WARD BEDS ARE TO BE RESERVED FOR COVID-19 TREATMENT**

S.No.	Facility Name	Bed Capacity	Total Ward Bed	60% of Ward
1.	St. Stephens Hospital, Tis Hazari	595	555	333
2.	Max East/West Block	521	461	277
3.	Rajiv Gandhi Cancer Institute & RC, Rohini	498	448	269
4.	Batra Hospital	495	385	231
5.	HAHC Hospital, Hamdard Nagar	470	450	270
6.	BLK Hospital, Pusa Road	465	363	218
7.	Max SS Hospital, Patparganj	402	289	173
8.	Fortis Escorts Heart Institute, Okhla	310	227	136
9.	Park Hospital, Meera Bagh	270	220	132
10.	Indian Spinal Injury Centre, Vasant Kunj	200	182	109
11.	Shree Agarsain International Hospital	200	150	90
12.	Aakash Healthcare, Dwarka	200	132	79
13.	Dharamshila Narayana Hosp.	200	182	109
14.	Shanti Mukand Hospital, Vikas Marg Extn.	200	146	88
15.	Tirath Ram Shah Charitable Hospital	200	183	110
16.	Fortis SS Hospital, Vasant Kunj	162	97	58
17.	Metro Hospital, Preet Vihar	155	127	76
18.	Sant Parmanand Hospital, Civil Lines	153	135	81
19.	Mool Chand Khairati Ram Hospital	140	120	72
20.	Madhukar Rainbow Children Hosp.,	133	89	53
21.	Primus Super Specialty Hospital	130	90	54
22.	Kukreja Hospital and Heart Centre	120	88	53
23.	Sir Ganga Ram City Hospital	120	104	62
24.	Kalra Hospital, Kirti Nagar	116	76	46
25.	Medeor Hospital, Qutab Instl. Area	110	90	54
26.	Santom Hospital, Prashant Vihar	105	91	55
27.	NKS Hospital, Gulabi Bagh	102	91	55
28.	Delhi Heart & Lung Institute	101	66	40
29.	Jeewan Nursing Home, Pusa Road	101	91	55
30.	Navjeevan Hospital, Pitampura	101	91	55
31.	Rathi Hospital, Najafgarh	101	89	53
32.	B.M. Gupta Hospital, Uttam Nagar	100	90	54
33.	Action Cancer Hospital	100	90	54
34.	Bhagwati Hospital, Rohini	100	82	49
35.	Brahm Shakti Hospital, Budh Vihar	100	87	52
36.	Jeevan Anmol Hospital, Mayur Vihar	100	90	54
37.	RLKC Metro Hospital, Naraina	100	70	42
38.	Sehgal Neo Hospital, Paschim Vihar	100	89	53
39.	Shri Ram Singh Hospital, Krishna Nagar	100	86	52
40.	Maha Durga Charitable Trust Hospital	100	64	38
41.	Mata Roop Rani Maggo Hospital	93	77	46
42.	VIMHANS	90	40	24
43.	Cygnus MLS, Rama Vihar	86	74	44
44.	Bhagat Chandra Hospital, Dwarka	85	69	41
45.	Goyal Hospital & Urology Centre	80	63	38
46.	Konark Hospital, Nangloi	80	54	32
47.	Jeewan Mala Hospital, Rohtak Road	75	72	43
48.	National Heart Institute, East of Kailash	75	41	25
49.	Tarak Hospital, Uttam Nagar	75	70	42
50.	Cygnus Sonia Hospital, Nangloi	70	46	28

## ANNEXURE 'D' Contd.....

S.No.	Facility Name	Bed Capacity	Total Ward Bed	60% of Ward
51.	Maharaja Agrasen Hospital, Dwarka	70	64	38
52.	MGS Hospital, Punjabi Bagh	70	38	23
53.	Sitaram Bhartia Institute of Science & Res.,	70	65	39
54.	Gandhi Nursing Home, Uttam Nagar	60	40	24
55.	Malik Radix Hospital	58	44	26
56.	Divya Prastha Hospital	55	43	26
57.	Irene Hospital, Kalkaji	55	48	29
58.	PGH Hospital, Vikas Nagar	55	46	28
59.	Satyabhama Hospital, Nangloi	55	44	26
60.	Ardent Ganpati	52	52	31
61.	Mansaram Hospital, Nangloi	52	42	25
62.	Jain Hospital, Vikas Marg Extn.	51	43	26
63.	Ansari Hospital, Sagarpur	50	47	28
64.	Apex City Hospital, West Vinod Nagar	50	46	28
65.	Bansal Global Hospital, Jahangirpuri	50	41	25
66.	Bansal Hospital & Research Centre, NFC	50	50	30
67.	Bensups Hospital, Dwarka	50	37	22
68.	Bhagwan Mahavir Hospital	50	29	17
69.	Bhatia Global Hospital, Paschim Vihar	50	44	26
70.	CD Global Hospital, Najafgarh Road	50	45	27
71.	Dharamvir Solanki Hospital, Rohini	50	40	24
72.	Dr. Chaudhary Moral Hospital	50	50	30
73.	East Delhi Medical Centre Mansarover Park	50	41	25
74.	Garg Hospital, Karkardooma	50	46	28
75.	Goyal Hospital, Paschim Vihar	50	50	30
76.	Gupta Multispecialty Hospital, Vivek Vihar	50	47	28
77.	IBS Hospital, Lajpat Nagar	50	40	24
78.	Jeewan Moti Khera Hospital, Nangloi	50	43	26
79.	K K Surgical & Maternity Centre	50	50	30
80.	Kalra Hospital, Dwarka	50	50	30
81.	Kapil Multispecialty Hospital, Nathupura	50	45	27
82.	Khandelwal Hospital And Urology Center	50	44	26
83.	Kosmos Super Specialty Hospital	50	42	25
84.	Kukreja Hospital, Mayur Vihar	50	48	29
85.	Lalita Hospital, Begumpur	50	45	27
86.	Maharaja Agarsain Multispecialty Hospital	50	45	27
87.	Medstar Hospital, Paschim Vihar	50	43	26
88.	Metro Hospital, Lajpat Nagar	50	32	19
89.	Panchsheel Hospital, Yamuna Vihar	50	40	24
90.	Pushpanjali Medical Centre	50	36	22
91.	Samar Hospital, Dwarka	50	44	26
92.	Sanjeevan Medical Res. , Daryaganj	50	44	26
93.	Shakuntala Nursing Home, West Sagarpur	50	43	26
94.	SMS Hospital, Gagan Vihar	50	46	28
95.	Surya Hospital, Krishna Nagar	50	50	30
96.	Universal Centre of Health services, Kalkaji	50	50	30
97.	Vikas Hospital, Najafgarh	50	40	24
98.	World Brain Center Hospital	50	45	27
99.	Ayushman Hospital, Dwarka	43	27	16
100.	Ishan Hospital, Rohini	35	30	18
101.	Revive Hospital, Tilak Nagar	30	17	10
<b>TOTAL</b>				<b>5689</b>
				<b>COVID Ward Beds</b>

  
 12.4.21  
**Dr. R. N. DAS**  
 Medical Superintendent Nursing Home  
 Government of NCT of Delhi